





District Health Assessment for Multiple District 354 through December 2024

		Clubs							Membership							Member Strength		Cancellation		Reports			Finance		Leadership		
District Name	Status/ Number of Months in Status *	Active Clubs	Clubs in Status Quo	Total Clubs	% Status Quo Clubs in Financial Suspension	New Clubs	Cancelled Clubs	YTD Net Club Gain/Loss	Current Members In Active Clubs	Current Members In Status Quo Clubs	Current Total Members Count	YTD Add	YTD Drop	YTD NetGrowth (includes Active and Status Quo)	YTD NetGrowth% (includes Active and Status Quo)	Member Count 12 Months Ago	Average Member Count Per Club	% of Clubs with less than 20 members	Average Cancelled Club Age	Members Lost Due to Cancelled Clubs	% of Clubs Reporting Service	% No MMR in 3 Months	% No Officer Report in 12 months	% of Clubs with balance 90+ days	Number of Zone Chairs Recorded	Number of Region Chairs Recorded	District Officers Vacancies **
354 A		76	0	76	0%	2	1	1	1976	0	1976	228	163	65	3.40%	1,928	26	36%	3	7	70%	29%	5%	20%	20	11	GLT,GMT,GST
354 B		154	0	154	0%	1	1	0	5538	0	5538	454	525	-71	-1.27%	5,659	36	14%	14	20	0%	34%	5%	6%	28	13	
354 C		81	0	81	0%	1	1	0	1638	0	1638	334	186	148	9.93%	1,661	20	52%	4	5	0%	35%	89%	31%	0	0	1st VDG,2nd VDG,GLT,GMT ,GST
354 D		208	0	208	0%	3	0	3	6604	0	6604	601	406	195	3.04%	6,175	32	24%	0	0	0%	63%	10%	5%	0	0	GLT,GMT,GST
354 E		101	0	101	0%	0	3	-3	3284	0	3284	269	327	-58	-1.74%	3,369	33	16%	31	57	0%	28%	4%	6%	0	0	GLT,GMT,GST
354 F		75	0	75	0%	3	0	3	1925	0	1925	369	250	119	6.59%	1,946	26	32%	0	0	0%	31%	63%	37%	0	0	GLT,GMT,GST
354 G		54	0	54	0%	1	0	1	2626	0	2626	218	96	122	4.87%	2,456	49	2%	0	0	0%	35%	61%	0%	15	5	GLT,GMT,GST
354 H		55	0	55	0%	2	1	1	1667	0	1667	215	185	30	1.83%	1,646	30	13%	4	18	95%	24%	0%	7%	22	0	GLT,GMT,GST
		804	0	804	0%	13	7	6	25258	0	25258	2688	2138	550	2.23%	24,840	31	23%	17	107	13%	39%	23%	12%	85	29	




District Health Assessment for Multiple District 355 through December 2024

		Clubs							Membership							Member Strength		Cancellation		Reports			Finance	Leadership			
District Name	Status/ Number of Months in Status *	Active Clubs	Clubs in Status Quo	Total Clubs	% Status Quo Clubs in Financial Suspension	New Clubs	Cancelled Clubs	YTD Net Club Gain/Loss	Current Members In Active Clubs	Current Members In Status Quo Clubs	Current Total Members Count	YTD Add	YTD Drop	YTD NetGrowth (includes Active and Status Quo)	YTD NetGrowth% (includes Active and Status Quo)	Member Count 12 Months Ago	Average Member Count Per Club	% of Clubs with less than 20 members	Average Cancelled Club Age	Members Lost Due to Cancelled Clubs	% of Clubs Reporting Service	% No MMR in 3 Months	% No Officer Report in 12 months	% of Clubs with balance 90+ days	Number of Zone Chairs Recorded	Number of Region Chairs Recorded	District Officers Vacancies **
355 A		163	0	163	0%	3	1	2	6272	0	6272	475	711	-236	-3.63%	6,785	38	17%	41	0	0%	25%	4%	0%	92	15	GLT,GMT,GST
355 B1		86	0	86	0%	1	0	1	3454	0	3454	361	214	147	4.45%	3,456	40	10%	0	0	59%	26%	1%	6%	43	2	2nd VDG,GLT,GMT ,GST
355 B2		57	0	57	0%	0	0	0	1894	0	1894	111	70	41	2.21%	2,004	33	14%	0	0	0%	53%	0%	26%	0	0	1st VDG,2nd VDG,GLT,GMT ,GST
355 B3		69	0	69	0%	0	1	-1	2977	0	2977	229	110	119	4.16%	3,002	43	10%	45	0	75%	36%	3%	0%	14	7	
355 C		103	0	103	0%	0	1	-1	4701	0	4701	388	321	67	1.45%	4,789	46	5%	7	13	90%	27%	0%	0%	19	9	GLT,GMT,GST
355 D		84	0	84	0%	1	4	-3	2577	0	2577	370	222	148	6.09%	2,715	31	25%	21	8	0%	29%	1%	2%	0	0	GLT,GMT,GST
355 E		55	1	56	100%	2	1	1	1983	33	2016	218	125	93	4.84%	1,892	36	14%	0	25	0%	45%	98%	36%	0	0	GLT,GMT,GST
		617	1	618	100%	7	8	-1	23858	33	23891	2152	1773	379	1.61%	24,643	39	14%	22	46	32%	31%	11%	7%	168	33	



District Health Assessment for Multiple District 356 through December 2024

		Clubs							Membership							Member Strength		Cancellation		Reports			Finance	Leadership			
District Name	Status/ Number of Months in Status *	Active Clubs	Clubs in Status Quo	Total Clubs	% Status Quo Clubs in Financial Suspension	New Clubs	Cancelled Clubs	YTD Net Club Gain/Loss	Current Members In Active Clubs	Current Members In Status Quo Clubs	Current Total Members Count	YTD Add	YTD Drop	YTD NetGrowth (includes Active and Status Quo)	YTD NetGrowth% (includes Active and Status Quo)	Member Count 12 Months Ago	Average Member Count Per Club	% of Clubs with less than 20 members	Average Cancelled Club Age	Members Lost Due to Cancelled Clubs	% of Clubs Reporting Service	% No MMR in 3 Months	% No Officer Report in 12 months	% of Clubs with balance 90+ days	Number of Zone Chairs Recorded	Number of Region Chairs Recorded	District Officers Vacancies **
356 A		115	0	115	0%	0	0	0	4319	0	4319	470	352	118	2.81%	4,584	38	8%	0	0	0%	31%	5%	38%	31	12	GLT,GMT
356 B		73	0	73	0%	0	3	-3	1587	0	1587	151	176	-25	-1.55%	1,781	22	49%	14	42	1%	60%	4%	10%	25	11	1st VDG,2nd VDG
356 C		106	0	106	0%	2	1	1	4175	0	4175	476	239	237	6.02%	4,262	39	14%	47	9	0%	42%	6%	2%	0	0	GMT
356 D		103	0	103	0%	1	4	-3	3409	0	3409	231	352	-121	-3.43%	3,573	33	17%	38	41	0%	37%	0%	13%	25	9	
356 E		103	0	103	0%	1	2	-1	4681	0	4681	355	343	12	0.26%	4,842	45	6%	7	30	1%	23%	2%	11%	28	10	GLT,GMT,GST
356 F		87	0	87	0%	1	3	-2	2864	0	2864	217	265	-48	-1.65%	3,044	33	26%	40	104	0%	43%	1%	5%	0	0	GLT,GMT,GST
		587	0	587	0%	5	13	-8	21035	0	21035	1900	1727	173	0.83%	22,086	36	18%	29	226	0%	38%	3%	14%	109	42	

* - District Status: P - Provisional, T - Transitional.

** - District Officers Vacancies: DG - District Governor, 1st VDG - First Vice District Governor, 2nd VDG - Second Vice District Governor.